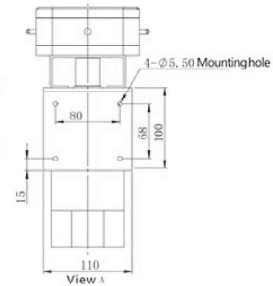
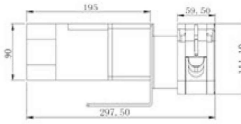
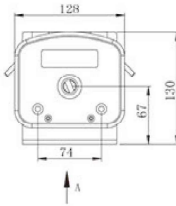




OEM Product

OEM-J Series/OEM-JT Series

Outline dimensional drawing (Unit: mm)



Technical Specification

Pump Head	Pump Head Material	Tubing Cartridge Material	Tubing		(Speed 0~600rpm) Flow Rate (mL/min)	Motor Type	Weight (kg)
			Tubing Size	ID x Wall(mm)			
DZ25-6L	Aluminium alloy	PP	15"	4.8×2.4	<1800	AC constant torque asynchronous motor or AC velocity regulation motor	1.86
			24"	6.4×2.4	<3300		
			35"	7.9×2.4	<4800		
			36"	9.6×2.4	<6000		

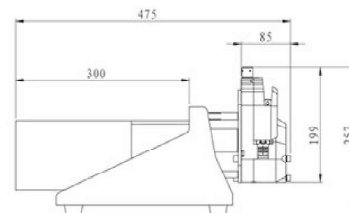
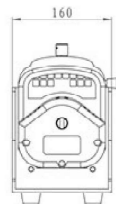
OEM-J24 Series

Product Introduction

OEM-J24 use AC gear motor drive, YZ35 pump head is very easy to install tubing. Suitable for laboratory sampling, filling, ultrafiltration, big flow rate pumping and cement additives. It can be used separately, also can combine with other equipment.



Outline dimensional drawing (Unit: mm)



Typical Application

- | Printing: Transferring ink, carbon dust, dosing...etc.
- | Food & beverage: Transferring batter, fruit juice, additive.

Technical Specification

Pump Head	Tubing	ID x Wall(mm)	mL/r	(Speed 0-600rpm) Flow Rate (mL/min)	Tubing Max. Pressure Mpa		Motor Type	Material & Weight Kg	
					Intermittent	Continuous		Aluminium alloy	PPS
YZ35	26"	6.4×3.3	6.9	<4200	0.27	0.20	AC constant torque asynchronous motor or AC velocity regulation motor	4.36	1.50
	73"	9.6×3.3	12.3	<7400					
	82"	12.7×3.3	20	<12000					

